



# UbiBot AQS1-WIFI

## Smart Air Quality 9-IN-1 Sensor IoT System

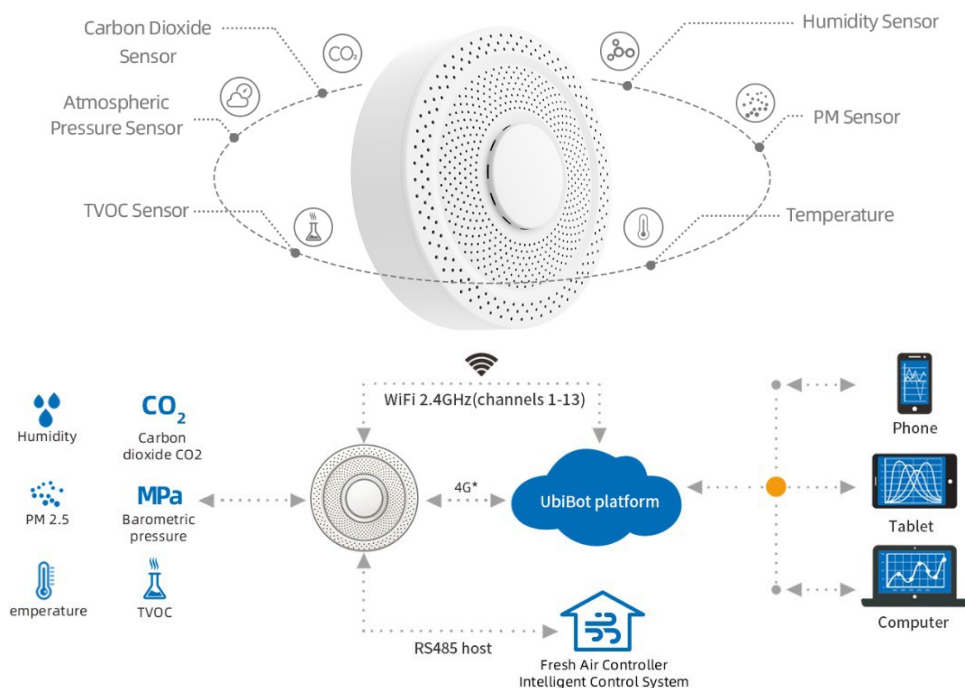
SKU: UBIAQS1WIFI  
 Manufacture Warranty period: 12 months  
 Country of Origin: China

### Introduction

UbiBot® AQS1 is a cloud-based smart air quality sensor. Its built-in industrial-grade sensors can monitor temperature, humidity, air pressure, CO<sub>2</sub>, TVOC, PM1.0, PM2.5, PM10, and eCO<sub>2</sub>. With a WiFi network connection, it automatically synchronizes data to the UbiBot® IoT Platform, giving you remote access to your data via the UbiBot App or Web Console platform on a PC anywhere in the world and allowing you to receive alerts and monitor the environment in real-time.

### Features

- Professional-grade sensors ensure the accuracy of monitoring data
- Total 9 kinds of monitoring parameters to meet various usage scenarios
- Easy to use and free & friendly App
- RS-485 communication interface
- Work with Amazon Alexa, Google Home, IFTTT
- Multiple types of alerts available including App, Email, SMS, Voice call (fees may apply), HTTP, and API forwarding.




## Specifications

Temperature	
Range:	-20 °C to 60°C
Accuracy:	± 0.3°C
Humidity	
Range:	10% to 90%, No condensation
Accuracy:	±3%
Formaldehyde	
Range:	0-1230 µg/m <sup>3</sup>
Accuracy:	±37 µg/m <sup>3</sup> or ±10% of the maximum value (25±3°C)
Volatile gas TVOC	
Range:	0-65000ppb
Atmospheric Pressure	
Range:	260-1260hPa
PM1.0 / PM2.5 / PM10	
Range:	0-500 µg/m <sup>3</sup>
Accuracy:	±10% @ 100~500 µg/m <sup>3</sup> ±10 µg/m <sup>3</sup> @ 1~100 µg/m <sup>3</sup>
Carbon Dioxide CO2	
Range:	400~10,000ppm (400-2000 is the accurate measurement range)
Accuracy	±30ppm
eCO2	
Range:	400~65000ppm
*eCO2 – estimate concentration of carbon dioxide calculated from known TVOC concentration.	
Operation System	iOS 11+, Android 8.1+, or Windows 7+, or macOS v10.8
WiFi Information	WiFi 2.4GHz (1-13 channels) RS485
Material	Flame resistant ABS
Colour	White
Power Supply	Type-C 5V USB Cable (1m) - Included
	5V2A UK Power adapter (Provided to Singapore only)
Operating Environment	-10 ~ 50°C
	5~95%RH (No condensation)
Dimensions	Φ128mm x 40mm
Weight	436g ± 3g

## Package includes

1 x AQS1 Device
1 x manual book
1 x Type-C USB cable (1m)



## The cloud-based IoT platform

UbiBot<sup>®</sup> offers a revolutionary way to monitor environmental conditions where they matter. The sensors synchronize data to UbiBot<sup>®</sup> IoT Platform using WiFi, Cellular or Ethernet connection (depending on the specific model purchased). Users can then access data from anywhere via a smartphone or the Web console.

### Features:

- **Data Management:** Manage all your IoT data in one place; you could add as many devices as you want to one UbiBot account.
- **Unlimited Storage:** Unlimited cloud-based storage ensures you will never run out of space. This allows you to view all your historical data via UbiBot App or Web.
- **Free App & Web Console:** Using UbiBot App and Web Console is free. Powerful and thoughtful features provide you brilliant experience.
- **Analysis and Visualization:** Use powerful analysis and visualization tools to get the most out of your data; spot trends and direct comparisons.
- **Real-Time Alerts:** Fully customizable alert system will notify you via App notifications, emails, phone call/SMS, HTTP whenever any metric goes out of the range preset.
- **Highly Secure Platform:** UbiBot IoT platform is designed to keep all your data secure so you never have to worry about hackers or other security issues.
- **Working with IFTTT, Alexa, Google Assistant, Google Sheet**
- Compliant with FDA CFR21

### Details:

#### Real-time and history data

The UbiBot Platform is a cloud-based IoT platform where all measured data is uploaded and stored. UbiBot App and Web Console allow you to view current data as well as historical data in graphs.

#### Customizable alerts and bulk operation

Setting and receiving alerts on your devices helps you to get notified of the conditions timely. When you have many devices to manage, it's time-consuming to set each alert rule one by one. Therefore, we've developed a bulk operation module with which you can set the same rule for many devices at a time.

### Data export

On UbiBot Platform, you can download the history data in CSV or PDF format. The CSV file only contains raw data, while the PDF file is a summarized report with average, maximum and minimum value within the chosen period. The PDF file is much easier to read and archive.

### Device sharing and bulk operation

For business users, centralized control over multiple devices is available, with no limit on the number of devices in one account. Also available are bulk operations that apply to sensor settings, alerts, and remote control routines. Devices can be shared with other people, which allows for distributed management by different colleagues.

### Intelligent automation in UbiBot platform

UbiBot is committed to building intelligent industrial and home ecosystems. By integrating temperature and humidity sensors and the smart plug SP1 in one system, automated operation is achieved through data linkage. For example, fans can be switched on when the temperature rises to 30 °C.

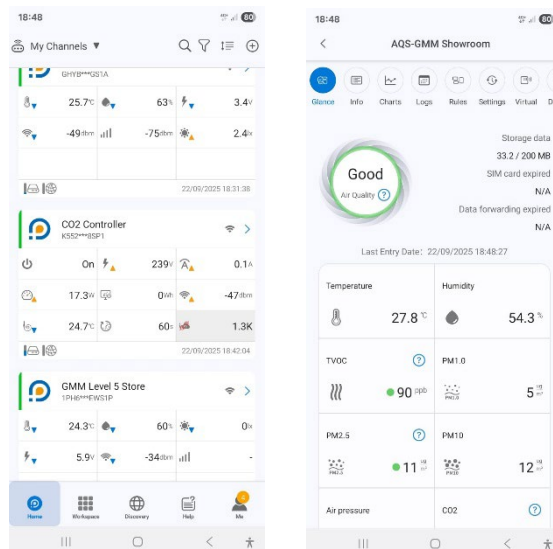
### Data forwarding

UbiBot is an open platform that provides cloud-based services while supporting customers to use their own storage servers. With the data forwarding service, you can forward the data collected by your device to your own private URL to protect privacy.

### Platform-based calibration

UbiBot platform supports data calibration both on the platform level as well as the device level. One-step calibration, instant display, no impact on historical data.

### View Data from Mobile APP Dashboard



## View Data from PC Dashboard

Channel ID	Channel Name	Model	Parameter	Sensor readings	Last updated	Available data	Channel Act
C-1450	GMM Showroom - Freezer	...	...	45.4 25.0 49.4 5.1 40 43.3	14 min ago	...	...
C-1451	GMM Showroom - Freezer	...	...	26.6 56.0 112.6 5.1 -52 28.1 20.7	11 min ago	...	...
C-1452	GMM Showroom - Freezer	...	...	26.0 56.0 -2.2 -52 40.2 106.0 26.7 27.2	17 min ago	...	...
C-1453	GMM-CID Controller	...	...	OFF 6.0 0.0 1.1 15.0 -51 25.0 13.4	17 min ago	...	...
C-1454	C-51406	...	...	28.8 56.0 4.1 -45 16.1 105.6 30.2 49.4	21 min ago	...	...
C-1455	C-51408	...	...	25.2 49.0 -4.1 -52 104.2 136.9 21.2 23.8	12 min ago	...	...
C-1456	C-51402	...	...	25.1 51.0 4.2 45 16.7 105.6 30.6 34.2	12 min ago	...	...
C-1457	C-51404	...	...	27.6 56.0 -4.1 -52 27.0 105.6 29.0 48.1	9 min ago	...	...
C-1458	C-51406	...	...	28.5 56.0 -4.1 -44 -40.8 126.2 32.9 48.7	9 min ago	...	...
C-1459	C-51401	...	...	...	...	...	...

**AQS-GMM Showroom**  
No description  
27.6 54.2 100.8 82.0 517.0 4.0 9.0 9.0 614.0 -48.0

Owner: gmmtechnoworld Access: Private Space 0 Activated at: 19/02/2025 16:25:15 (Asia/Singapore)

Channel ID: 100596 Current Plan: Free Plan **Renewal in 24 days** Change 0 Last Entry ID and Date: 22/09/2025 18:33:27 (10 minutes ago) #552032 Next update: in 5 minutes

Serial Number: BGH6\*\*\*3AQS1 Copy Used Space: 33.2 MB Firmware Version: aqs1\_v1.1.1

Product ID: ubibot-aqs1 Monthly Traffic Downloads: - Network: MAC Address: 7c:9e:bd:6e:d4:e4 Copy GMMShowroom\_2\_4G

Dashboard | Charts | Rules | Trigger Logs | Settings | Pending Commands | Executed Commands | API Keys | Data Export | Public View | Logs

**Good Air Quality**

Free Plan: Renewal in 24 days

**Device Details**

Occupied Storage Space: 33.2MB/200.0MB Upgrade

Monthly Download Traffic: ~1.0GB Upgrade

Used Data Export (All): 0/3 Upgrade

Data Channels: 10 Upgrade

**Sensor Details**

27.6 °C Temperature

54.2 % Humidity

100.8 Kpa Air pressure

82.0 PPB TVOC

517.0 PPM eCO2

4.0 ug/m3 PM1.0

9.0 ug/m3 PM2.5


9.0 ug/m3 PM10

614.0 PPM CO2



## Download Data in Excel or PDF Format

created_at	field1 (Temperature °C )	field2 (Humidity)	field3(Light)	field4(Voltage)
2019-05-27T15:28:08+08:00	25.88121		60	81.639999
2019-05-27T15:28:10+08:00	25.894562		60	76.439995
2019-05-27T15:28:12+08:00	25.937286		61	76.919998
2019-05-27T15:28:14+08:00	25.937286		61	79.5
2019-05-27T15:28:15+08:00	25.96666		62	77.799995
2019-05-27T15:28:16+08:00	25.96666		62	75.919998
2019-05-27T15:28:18+08:00	26.006714		62	76.860001
2019-05-27T15:28:19+08:00	26.022736		62	77.720001
2019-05-27T15:28:25+08:00	26.121536		63	78.540001
2019-05-27T15:28:47+08:00	26.404594		60	97.439995
2019-05-27T15:28:51+08:00				
2019-05-27T15:29:47+08:00	26.615547		58	78.939995
2019-05-27T15:30:47+08:00	26.658272		58	86.559998
2019-05-27T15:31:47+08:00	26.700996		57	96.839996
2019-05-27T15:32:47+08:00	26.700996		57	84.479996
2019-05-27T15:33:47+08:00	26.743721		57	83.279999



Data Report-GMM Showroom Freezer 1[CHANNEL ID:59273] File Created At:31/05/2023 18:59:12

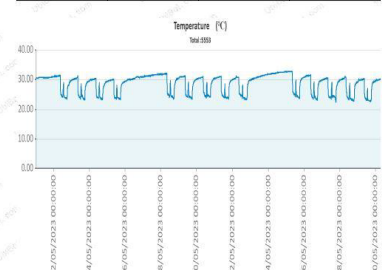
Sensor	Maximum	Minimum	Average
WiFi RSSI(dBm)	-23.00	-43.00	-28.11
External Temperature Probe(°C)	7.81	-25.31	-19.02

# Data Report

Channel Name: GMM Showroom Freezer 1  
Data Start: 01/05/2023 00:00:00 to 30/05/2023 00:00:00  
Report Generated: 31/05/2023 18:57:59  
The current data transmission has been truncated, there are 8000 pieces of data in total.  
Timezone: Asia/Singapore

**Device Information**

Channel Name: GMM Showroom Freezer 1	Permission: Public	Activated at: 10/02/2023 15:19:55
Channel ID: 59273	Plan ID: ubibot_free	Last Entry: 31/05/2023 18:54:49
Serial: DB26V4W51	Storage Used: 16.99 MB	Firmware: v3.0.1
Product ID: ubibot-ws1	Download Traffic: 583.97 kB	WiFi SSID: GMMTechnoworld



Sensor	Maximum	Minimum	Average
Temperature(°C)	32.82	22.52	28.85
Humidity(%)	68.00	45.00	57.81
Light(lux)	366.24	0.00	101.81
Voltage(V)	5.00	5.00	5.00

1 of 192

Data Report-GMM Showroom Freezer 1[CHANNEL ID:59273] File Created At:31/05/2023 18:59:12

GMM Showroom Freezer 1[Channel ID: 59273] Temperature(°C)  
From 01/05/2023 00:00:00 to 30/05/2023 00:00:00

Entry	Created At	Temperature	Entry	Created At	Temperature	Entry	Created At	Temperature
1	01/05/2023 00:00:56	30.45	44	01/05/2023 03:38:59	30.59	87	01/05/2023 07:14:01	30.66
2	01/05/2023 00:08:55	30.59	45	01/05/2023 03:43:59	30.52	88	01/05/2023 07:18:01	30.60
3	01/05/2023 00:13:55	30.36	46	01/05/2023 03:48:59	30.50	89	01/05/2023 07:24:01	30.70
4	01/05/2023 00:18:55	30.33	47	01/05/2023 03:53:59	30.55	90	01/05/2023 07:29:01	30.66
5	01/05/2023 00:23:56	30.59	48	01/05/2023 03:58:59	30.55	91	01/05/2023 07:34:01	30.69
6	01/05/2023 00:28:56	30.50	49	01/05/2023 04:03:59	30.53	92	01/05/2023 07:39:01	30.71
7	01/05/2023 00:33:56	30.46	50	01/05/2023 04:08:59	30.65	93	01/05/2023 07:44:02	30.66
8	01/05/2023 00:38:56	30.55	51	01/05/2023 04:13:59	30.65	94	01/05/2023 07:49:02	30.65
9	01/05/2023 00:43:56	30.50	52	01/05/2023 04:18:59	30.66	95	01/05/2023 07:54:02	30.69
10	01/05/2023 00:48:56	30.50	53	01/05/2023 04:23:58	30.73	96	01/05/2023 07:59:02	30.60
11	01/05/2023 00:53:56	30.62	54	01/05/2023 04:28:58	30.73	97	01/05/2023 08:04:02	30.65
12	01/05/2023 00:58:56	30.59	55	01/05/2023 04:33:58	30.71	98	01/05/2023 08:09:02	30.73
13	01/05/2023 01:03:56	30.53	56	01/05/2023 04:38:59	30.60	99	01/05/2023 08:14:02	30.66
14	01/05/2023 01:08:56	30.59	57	01/05/2023 04:43:59	30.71	100	01/05/2023 08:19:02	30.65
15	01/05/2023 01:13:56	30.45	58	01/05/2023 04:48:59	30.74	101	01/05/2023 08:24:02	30.74
16	01/05/2023 01:18:56	30.45	59	01/05/2023 04:53:59	30.84	102	01/05/2023 08:29:02	30.85
17	01/05/2023 01:23:57	30.57	60	01/05/2023 04:58:59	30.76	103	01/05/2023 08:34:02	30.82
18	01/05/2023 01:28:57	30.50	61	01/05/2023 05:03:59	30.74	104	01/05/2023 08:39:02	30.69
19	01/05/2023 01:33:57	30.49	62	01/05/2023 05:08:59	30.81	105	01/05/2023 08:44:02	30.85
20	01/05/2023 01:38:57	30.59	63	01/05/2023 05:13:59	30.77	106	01/05/2023 08:49:02	30.83
21	01/05/2023 01:43:57	30.49	64	01/05/2023 05:18:59	30.77	107	01/05/2023 08:54:02	30.71
22	01/05/2023 01:48:57	30.46	65	01/05/2023 05:23:59	30.89	108	01/05/2023 08:59:02	30.85
23	01/05/2023 01:53:57	30.53	66	01/05/2023 05:28:59	30.74	109	01/05/2023 09:04:02	30.82
24	01/05/2023 01:58:57	30.43	67	01/05/2023 05:33:59	30.70	110	01/05/2023 09:09:02	30.89
25	01/05/2023 02:03:57	30.43	68	01/05/2023 05:39:00	30.77	111	01/05/2023 09:14:02	30.83
26	01/05/2023 02:08:57	30.56	69	01/05/2023 05:44:00	30.73	112	01/05/2023 09:19:02	30.83
27	01/05/2023 02:13:57	30.53	70	01/05/2023 05:49:00	30.70	113	01/05/2023 09:24:02	30.70
28	01/05/2023 02:18:57	30.50	71	01/05/2023 05:54:00	30.86	114	01/05/2023 09:29:02	30.69
29	01/05/2023 02:23:58	30.56	72	01/05/2023 05:59:00	30.74	115	01/05/2023 09:34:02	30.62
30	01/05/2023 02:28:58	30.50	73	01/05/2023 06:04:00	30.65	116	01/05/2023 09:39:02	30.67
31	01/05/2023 02:33:58	30.47	74	01/05/2023 06:09:00	30.73	117	01/05/2023 09:44:02	30.69
32	01/05/2023 02:38:58	30.55	75	01/05/2023 06:14:00	30.67	118	01/05/2023 09:49:02	30.69
33	01/05/2023 02:43:58	30.50	76	01/05/2023 06:19:00	30.67	119	01/05/2023 09:54:02	30.65
34	01/05/2023 02:48:58	30.52	77	01/05/2023 06:24:00	30.77	120	01/05/2023 09:59:02	30.66
35	01/05/2023 02:53:58	30.63	78	01/05/2023 06:29:00	30.73	121	01/05/2023 10:04:02	30.63
36	01/05/2023 02:58:58	30.55	79	01/05/2023 06:34:00	30.67	122	01/05/2023 10:09:02	30.73
37	01/05/2023 03:03:58	30.47	80	01/05/2023 06:39:01	30.74	123	01/05/2023 10:14:02	30.66
38	01/05/2023 03:08:58	30.55	81	01/05/2023 06:44:01	30.65	124	01/05/2023 10:19:02	30.62
39	01/05/2023 03:13:58	30.49	82	01/05/2023 06:49:01	30.65	125	01/05/2023 10:24:02	30.66
40	01/05/2023 03:18:58	30.50	83	01/05/2023 06:54:01	30.81	126	01/05/2023 10:29:02	30.59
41	01/05/2023 03:23:59	30.60	84	01/05/2023 06:59:01	30.73	127	01/05/2023 10:34:02	30.59
42	01/05/2023 03:28:59	30.56	85	01/05/2023 07:04:01	30.70	128	01/05/2023 10:39:02	30.67
43	01/05/2023 03:33:59	30.56	86	01/05/2023 07:09:01	30.77	129	01/05/2023 10:44:02	30.60

6 of 192